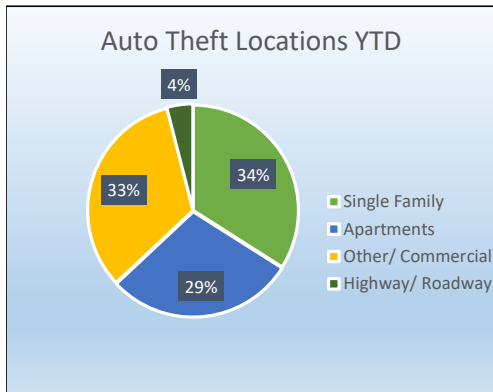


Mesquite Police Crime Stats Monthly Report- December 2021

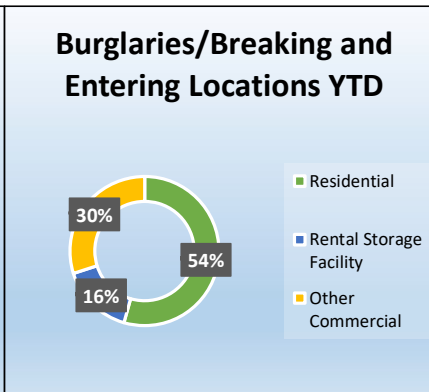
Select NIBRS Crime Stats	Dec-20	Jan-21	Feb-21	Mar-21	Apr-21	May-21	Jun-21	Jul-21	Aug-21	Sep-21	Oct-21	Nov-21	Dec-21	Trend	Month v. Month	Prior v Current
09A - Murder and Nonnegligent Manslaughter	1	1	0	0	3	0	0	0	0	1	2	3	1		-67%	0%
11A - Rape	1	4	3	2	4	3	2	4	0	2	4	1	3		200%	200%
120 - Robbery	5	14	13	10	13	10	20	7	13	24	16	10	20		100%	300%
13A - Aggravated Assault	19	27	21	35	38	35	32	32	30	38	31	33	47		42%	147%
220 - Burglary/Breaking and Entering	33	44	31	23	41	38	35	52	60	48	61	54	36		-33%	9%
23C - Shoplifting	89	87	49	45	67	49	60	63	69	76	72	56	56		0%	-37%
23D - Theft From Building	30	35	26	46	33	36	29	35	29	36	28	37	29		-22%	-3%
23F - Theft From Motor Vehicle	116	83	60	88	86	87	78	81	92	85	90	86	80		-7%	-31%
23G - Theft From Motor Vehicle Parts/Accessories	42	83	65	90	86	88	79	84	97	93	94	87	80		-8%	90%
23H - All Other Larceny	56	48	33	51	40	34	33	33	42	55	48	31	43		39%	-23%
240 - Motor Vehicle Theft	80	47	58	68	55	79	70	95	73	53	67	82	55		-33%	-31%
290 - Destruction/Damage/Vandalism of Property	84	57	56	70	78	95	90	80	96	80	94	87	96		10%	14%
35A - Drug/Narcotic Violations	38	35	32	46	58	48	33	46	57	37	30	39	35		-10%	-8%
520 - Weapons Law Violations	27	27	24	40	36	39	31	31	37	29	35	32	38		19%	41%
Total Offenses	835	778	624	817	856	850	803	855	894	841	869	800	810		1%	-3%

Traffic Data	Dec-20	Jan-21	Feb-21	Mar-21	Apr-21	May-21	Jun-21	Jul-21	Aug-21	Sep-21	Oct-21	Nov-21	Dec-21	Trend	Month v. Month	Prior v Current
Traffic Stops	1345	1975	1581	2240	1805	1759	1735	1399	1933	1756	1440	1494	688		-54%	-49%
All Traffic Citations	1373	2057	1229	1986	1833	1995	1865	1503	1921	1770	1468	1384	528		-62%	-62%
Speed Citations	654	1050	532	961	776	763	814	535	827	763	593	521	68		-87%	-90%
Accidents Worked	243	252	181	292	256	293	246	230	260	216	249	244	231		-5%	-5%

Behind the Numbers



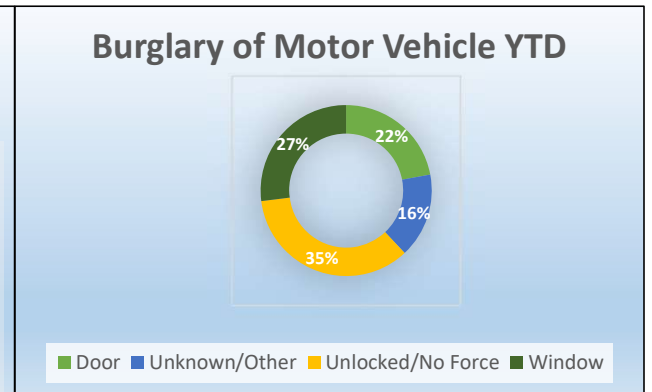
Description:
33% of auto thefts are reported at single family residences. 29% are reported at apartment complexes and 38% at other locations.



Description:
55% of burglaries or breaking and entering are occurring at residential locations and 15% are occurring at rental storage facilities. 30% are at other locations.



Description:
42% of reported shoplifting is happening at department stores. 41% is occurring at specialty stores.



Description:
At least 35% of burglary of a motor vehicle YTD is occurring when there is an unlocked car. This is an improvement from our 2020 numbers, but we still want to have more vehicles locked. BMV numbers can be improved if citizens make an effort to ensure they lock their car.

Mesquite Police Crime Stats Monthly Report- December 2021

Selective Traffic Enforcement

These are areas that have been submitted to Police as areas of concern for speeding from residents. The Police department works with Traffic to analyze these areas and assign selective traffic enforcement to monitor these areas for a defined period of time. It helps the Police department have more success if complaints are passed along with a specific time of day the violation occurs so targeted violators are caught. These are cross streets for reference but the actual enforcement zone may be extended around the area.

Enforcement Address/Streets	Date	Speed Citations	Total Citations
200 block Bluffview	December 13, 2021	1	1

Speeding complaints can come in through a variety of ways including phone calls, email and online. The Police department recommends utilizing the myMesquite customer platform to submit speeding concerns. Please find out more about myMesquite at the following website www.cityofmesquite.com/myMesquite.

