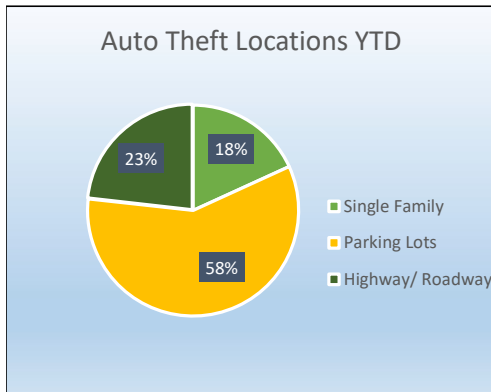


Mesquite Police Crime Stats Monthly Report- December 2022


Select NIBRS Crime Stats	Dec-21	Jan-22	Feb-22	Mar-22	Apr-22	May-22	Jun-22	Jul-22	Aug-22	Sep-22	Oct-22	Nov-22	Dec-22	Trend	Month v. Month	Prior v Current
09A - Murder and Nonnegligent Manslaughter	1	2	0	0	0	0	0	0	1	2	0	1	3		200%	200%
11A - Rape	3	4	1	3	3	1	0	5	2	1	6	1	0		-100%	-100%
120 - Robbery	18	9	9	6	15	14	12	20	6	4	13	14	11		-21%	-39%
13A - Aggravated Assault	49	54	42	33	41	49	48	44	33	40	38	27	35		30%	-29%
220 - Burglary/Breaking and Entering	42	37	36	46	40	45	41	63	93	55	105	110	44		-60%	5%
23C - Shoplifting	57	67	51	65	61	65	74	78	75	63	68	64	74		16%	30%
23D - Theft From Building	31	28	37	27	27	32	18	32	43	26	26	26	28		8%	-10%
23F - Theft From Motor Vehicle	86	110	77	93	94	136	111	108	135	77	116	108	148		37%	72%
23G - Theft From Motor Vehicle Parts/Accessories	54	39	47	58	38	48	39	38	56	54	48	33	32		-3%	-41%
23H - All Other Larceny	46	48	47	51	42	64	60	42	49	46	57	48	50		4%	9%
240 - Motor Vehicle Theft	57	72	76	80	70	76	86	82	86	84	98	88	128		45%	125%
290 - Destruction/Damage/Vandalism of Property	98	89	61	87	75	89	63	75	73	76	56	65	77		18%	-21%
35A - Drug/Narcotic Violations	35	50	49	53	60	61	46	60	64	62	46	47	65		38%	86%
520 - Weapons Law Violations	38	46	42	43	56	64	48	56	60	50	50	47	51		9%	34%
Total Offenses	836	907	783	892	934	1013	867	973	1066	956	1011	935	1011		8%	21%

Traffic Data	Dec-21	Jan-22	Feb-22	Mar-22	Apr-22	May-22	Jun-22	Jul-22	Aug-22	Sep-22	Oct-22	Nov-22	Dec-22	Trend	Month v. Month	Prior v Current
Traffic Stops	688	1920	1974	2043	2368	2785	2766	2282	2948	2881	2513	2358	2210		-6%	221%
All Traffic Citations	528	1660	1622	1690	1966	1744	1786	1355	2035	1912	1792	1364	1426		5%	170%
Speed Citations	68	494	604	583	574	505	672	441	783	785	668	401	426		6%	526%
Accidents Worked	231	218	206	213	220	207	228	205	217	230	245	205	239		17%	3%
															#DIV/0!	#DIV/0!

Behind the Numbers



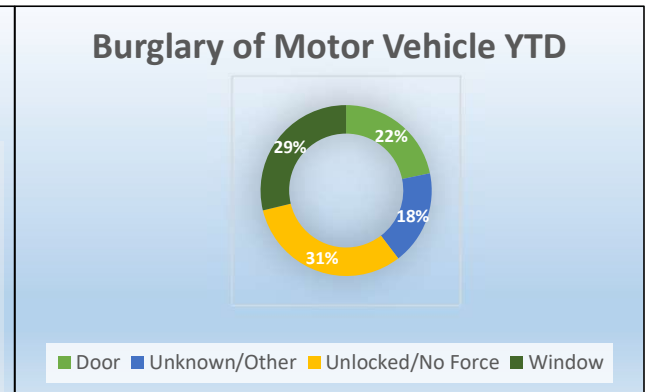
Description:
58% of vehicle thefts occur in parking lots, 18% occur at residences, and 23% occur from roadways.



Description:
43% of burglaries or breaking and entering are occurring at residential locations, 36% are occurring at rental storage facilities, and 21% are at other locations.



Description:
42% of reported shoplifting is happening at department or discount stores, 40% is occurring at specialty stores, 7% is from convenience stores, and 9% is from grocery stores.



Description:
At least 31% of burglary of a motor vehicle is occurring when there is an unlocked car. This number has improved, but BMV numbers can be improved more if citizens make an effort to ensure they lock their car.