


Mesquite Police Crime Stats Monthly Report- October 2021

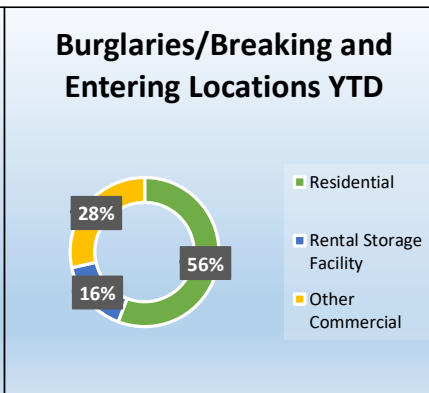
Select NIBRS Crime Stats	Oct-20	Nov-20	Dec-20	Jan-21	Feb-21	Mar-21	Apr-21	May-21	Jun-21	Jul-21	Aug-21	Sep-21	Oct-21	Trend	Month v Month	Prior v Current
09A - Murder and Nonnegligent Manslaughter	1	2	1	1	0	0	3	0	0	0	0	1	2		100%	0%
11A - Rape	7	6	1	2	2	1	5	1	2	3	1	2	3		50%	-57%
120 - Robbery	22	26	5	15	13	10	13	9	17	7	10	20	15		-25%	-32%
13A - Aggravated Assault	33	25	19	27	20	31	38	36	31	31	29	35	28		-20%	-15%
220 - Burglary/Breaking and Entering	70	64	33	44	27	22	40	37	28	47	57	43	56		30%	-20%
23C - Shoplifting	110	90	89	87	49	45	67	49	60	63	69	76	72		-5%	-35%
23D - Theft From Building	26	27	30	33	23	42	33	35	25	30	27	34	26		-24%	0%
23F - Theft From Motor Vehicle	111	99	116	83	60	88	86	87	78	81	92	85	90		6%	-19%
23G - Theft From Motor Vehicle Parts/Accessories	32	37	42	46	36	50	54	66	48	74	75	51	53		4%	66%
23H - All Other Larceny	33	46	56	48	28	45	39	34	27	32	39	49	44		-10%	33%
240 - Motor Vehicle Theft	92	65	80	47	55	65	55	79	60	86	68	49	65		33%	-29%
290 - Destruction/Damage/Vandalism of Property	68	86	84	55	55	64	78	91	86	74	94	72	87		21%	28%
35A - Drug/Narcotic Violations	35	32	38	35	32	45	58	46	33	45	57	36	30		-17%	-14%
520 - Weapons Law Violations	28	29	27	28	24	41	36	39	30	31	37	25	35		40%	25%
Total Offenses	895	867	835	757	624	769	849	828	738	787	841	761	813		7%	-9%

Traffic Data	Oct-20	Nov-20	Dec-20	Jan-21	Feb-21	Mar-21	Apr-21	May-21	Jun-21	Jul-21	Aug-21	Sep-21	Oct-21	Trend	Month v. Month	Prior v Current
Traffic Stops	1648	1550	1345	1975	1581	2240	1805	1759	1735	1399	1933	1756	1440		↓-18%	↓-13%
All Traffic Citations	1875	1610	1373	2057	1229	1986	1833	1995	1865	1503	1921	1770	1468		↓-17%	↓-22%
Speed Citations	954	839	654	1050	532	961	776	763	814	535	827	763	593		↓-22%	↓-38%
Accidents Worked	243	206	243	252	181	292	256	293	246	230	260	216	249		↑15%	→2%

Behind the Numbers



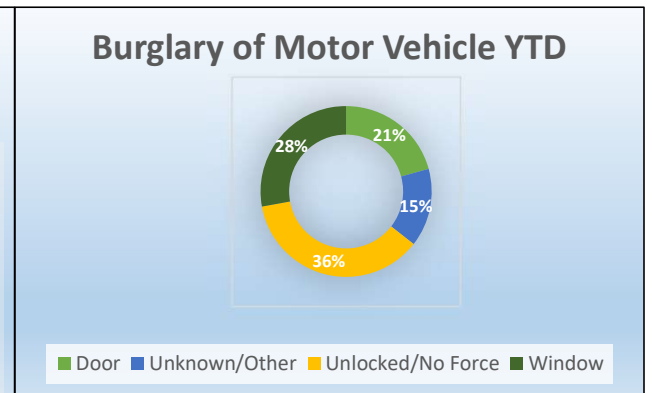
Description:
37% of auto thefts are reported at single family residences. 29% are reported at apartment complexes and 31% at other locations.



Description:
56% of burglaries or breaking and entering are occurring at residential locations and 16% are occurring at rental storage facilities. 28% are at other locations.



Description:
42% of reported shoplifting is happening at department stores. 41% is occurring at specialty stores.



Description:
At least 36% of burglary of a motor vehicle YTD is occurring when there is an unlocked car. This is an improvement from our 2020 numbers, but we still want to have more vehicles locked. BMV numbers can be improved if citizens make an effort to ensure they lock their car.

Mesquite Police Crime Stats Monthly Report- October 2021

Selective Traffic Enforcement

These are areas that have been submitted to Police as areas of concern for speeding from residents. The Police department works with Traffic to analyze these areas and assign selective traffic enforcement to monitor these areas for a defined period of time. It helps the Police department have more success if complaints are passed along with a specific time of day the violation occurs so targeted violators are caught. These are cross streets for reference but the actual enforcement zone may be extended around the area.

Enforcement Address/Streets	Date	Speed Citations	Total Citations
400 blk Ripplewood	October 5, 2021	no violations	no violations
2500 blk Helen	October 5, 2021	in progress	in progress
Tripp Rd and Beltline Rd	October 5, 2021	3	14
500 blk Grubb	October 11, 2021	4	8
Ruby Shaw Elem	October 19, 2021	in progress	in progress
1700 blk Windsor	October 19, 2021	1	1
2100 blk Moon	October 26, 2021	in progress	in progress
Ridgeview Dr	October 27, 2021	8	10

Speeding complaints can come in through a variety of ways including phone calls, email and online. The Police department recommends utilizing the myMesquite customer platform to submit speeding concerns. Please find out more about myMesquite at the following website www.cityofmesquite.com/myMesquite.

