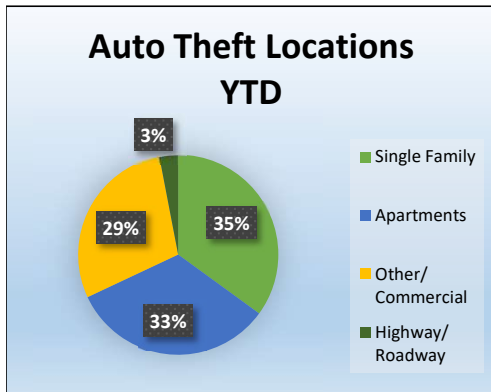


Mesquite Police Crime Stats Monthly Report- December 2020


| Select NIBRS Crime Stats | Dec-19 | Jan-20 | Feb-20 | Mar-20 | Apr-20 | May-20 | Jun-20 | Jul-20 | Aug-20 | Sep-20 | Oct-20 | Nov-20 | Dec-20 | Trend | Month v. Month | Prior v. Current |
|--|------------|------------|------------|------------|------------|------------|------------|------------|------------|------------|------------|------------|------------|-------|----------------|------------------|
| 09A - Murder and Nonnegligent Manslaughter | 0 | 0 | 0 | 0 | 1 | 1 | 1 | 0 | 1 | 1 | 1 | 2 | 1 | | -50% | 100% |
| 11A - Rape | 1 | 2 | 4 | 4 | 6 | 6 | 6 | 4 | 4 | 2 | 7 | 6 | 1 | | -83% | 0% |
| 120 - Robbery | 20 | 8 | 12 | 14 | 7 | 10 | 10 | 13 | 14 | 10 | 22 | 26 | 5 | | -81% | -75% |
| 13A - Aggravated Assault | 18 | 23 | 20 | 30 | 29 | 32 | 23 | 28 | 21 | 25 | 33 | 25 | 19 | | -24% | 6% |
| 220 - Burglary/Breaking and Entering | 69 | 54 | 36 | 49 | 43 | 33 | 32 | 66 | 51 | 52 | 70 | 64 | 33 | | -48% | -52% |
| 23C - Shoplifting | 121 | 128 | 135 | 93 | 54 | 63 | 83 | 75 | 72 | 69 | 110 | 90 | 89 | | -1% | -26% |
| 23D - Theft From Building | 49 | 33 | 29 | 29 | 22 | 25 | 25 | 25 | 32 | 28 | 26 | 27 | 30 | | 11% | -39% |
| 23F - Theft From Motor Vehicle | 92 | 84 | 75 | 61 | 87 | 68 | 109 | 121 | 113 | 98 | 111 | 99 | 116 | | 17% | 26% |
| 23G - Theft From Motor Vehicle Parts/Accessories | 24 | 21 | 23 | 20 | 23 | 10 | 43 | 28 | 28 | 34 | 32 | 37 | 42 | | 14% | 75% |
| 23H - All Other Larceny | 62 | 38 | 38 | 48 | 38 | 44 | 54 | 34 | 52 | 60 | 33 | 46 | 56 | | 22% | -10% |
| 240 - Motor Vehicle Theft | 101 | 91 | 78 | 53 | 49 | 52 | 75 | 80 | 67 | 61 | 92 | 65 | 80 | | 23% | -21% |
| 290 - Destruction/Damage/Vandalism of Property | 63 | 85 | 55 | 67 | 61 | 86 | 74 | 75 | 70 | 85 | 68 | 86 | 84 | | -2% | 33% |
| 35A - Drug/Narcotic Violations | 46 | 72 | 45 | 48 | 33 | 43 | 36 | 21 | 34 | 35 | 35 | 32 | 38 | | 19% | -17% |
| 520 - Weapons Law Violations | 21 | 32 | 25 | 25 | 27 | 29 | 15 | 25 | 22 | 22 | 28 | 29 | 27 | | -7% | 29% |
| Total Offenses | 842 | 841 | 829 | 801 | 676 | 753 | 793 | 787 | 834 | 804 | 895 | 867 | 835 | | -4% | -1% |

| Traffic Data | Dec-19 | Jan-20 | Feb-20 | Mar-20 | Apr-20 | May-20 | Jun-20 | Jul-20 | Aug-20 | Sep-20 | Oct-20 | Nov-20 | Dec-20 | Trend | Month v. Month | Prior v. Current |
|-----------------------|--------|--------|--------|--------|--------|--------|--------|--------|--------|--------|--------|--------|--------|-------|----------------|------------------|
| Traffic Stops | 2285 | 2877 | 2333 | 1593 | 943 | 1814 | 1758 | 1616 | 1558 | 1423 | 1648 | 1550 | 1345 | | -13% | -41% |
| All Traffic Citations | 2105 | 2496 | 2308 | 1681 | 1149 | 1828 | 1971 | 1872 | 1861 | 1577 | 1875 | 1610 | 1373 | | -15% | -35% |
| Speed Citations | 710 | 809 | 862 | 559 | 543 | 879 | 956 | 993 | 831 | 782 | 954 | 839 | 654 | | -22% | -8% |
| Accidents Worked | 236 | 232 | 245 | 205 | 126 | 199 | 195 | 195 | 222 | 204 | 243 | 206 | 243 | | 18% | 3% |


Behind the Numbers



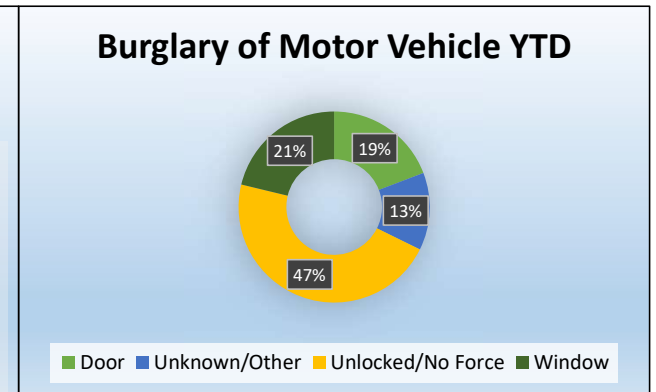
Description:
35% of auto thefts are reported at single family residences. 33% are reported at apartment complexes and 32% at other locations.



Description:
56% of burglaries or breaking and entering are occurring at residential locations and 17% are occurring at rental storage facilities. 27% are at other locations.



Description:
48% of reported shoplifting is happening at department stores. 35% is occurring at specialty stores.



Description:
At least 47% of burglary of a motor vehicle YTD is occurring when there is an unlocked car. These numbers can be drastically improved if citizens make an effort to ensure they lock their car.

Mesquite Police Crime Stats Monthly Report- December 2020

Selective Traffic Enforcement

These are areas that have been submitted to Police as areas of concern for speeding from residents. The Police Department works with Traffic Engineering to analyze these areas and assign selective traffic enforcement to monitor these areas for a defined period of time. It helps the Police Department have more success if complaints are passed along with a specific time of day the violation occurs so targeted violators are caught. These are cross streets for reference but the actual enforcement zone may be extended around the area.

| Enforcement Address/Streets | Date | Speed Citations | Total Citations |
|--|-------------------|-----------------|-----------------|
| Pioneer Rd, Mesquite, TX | December 1, 2020 | 34 | 46 (1 arrest) |
| Modlin / Statler - Stop Signs | December 9, 2020 | 0 | In Progress |
| 800 block Caladium, Mesquite, TX - Cut Through | December 10, 2020 | 0 | no violations |
| Gross Rd by Sybil (kidsquest), Mesquite, TX | December 17, 2020 | In Progress | In Progress |
| Hwy 80 by Galloway, Mesquite, TX - Cut Corners | December 22, 2020 | 0 | In Progress |

Speeding complaints can come in through a variety of ways including phone calls, email and online. The Police department recommends utilizing the myMesquite customer platform to submit speeding concens. Please find out more about myMesquite at the following website www.cityofmesquite.com/myMesquite.

