

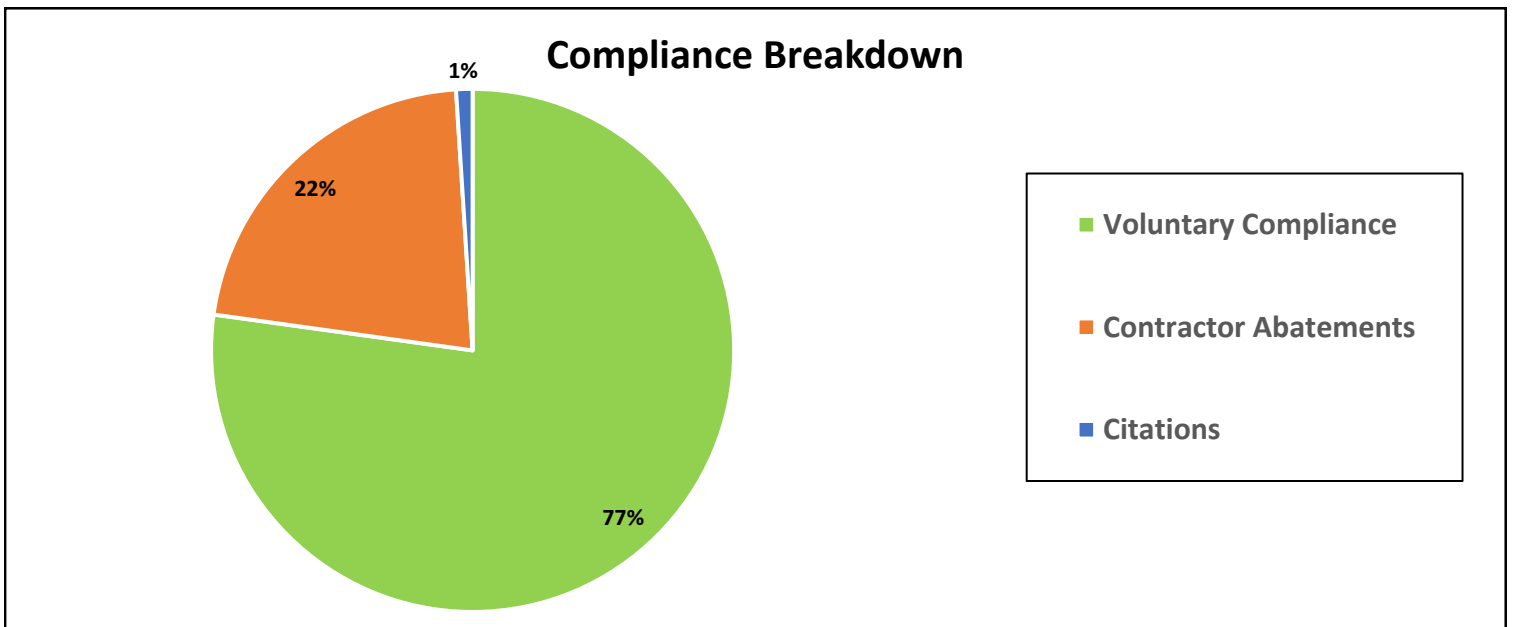
Mesquite Environmental Code Division  
 Statistics for the Month of May 2022

**Citywide**

*Average Citywide Case Management*  
 Code Cases Days from Open to Close **11**

Top 5 Code Violations		
1	High Grass/Weeds	<b>827</b>
2	Trash, Debris, Junk	<b>665</b>
3	Landscaping & Vegetation Maint.	<b>187</b>
4	Nuisance Premises	<b>180</b>
5	Pruning to Prevent Obstruction	<b>173</b>

Activity Summary	Total
Violations Identified Proactively	<b>2591</b>
Voluntary Compliance	<b>1523</b>
Contractor Abatements	<b>430</b>
Citations	<b>20</b>
Complaints Submitted	<b>556</b>



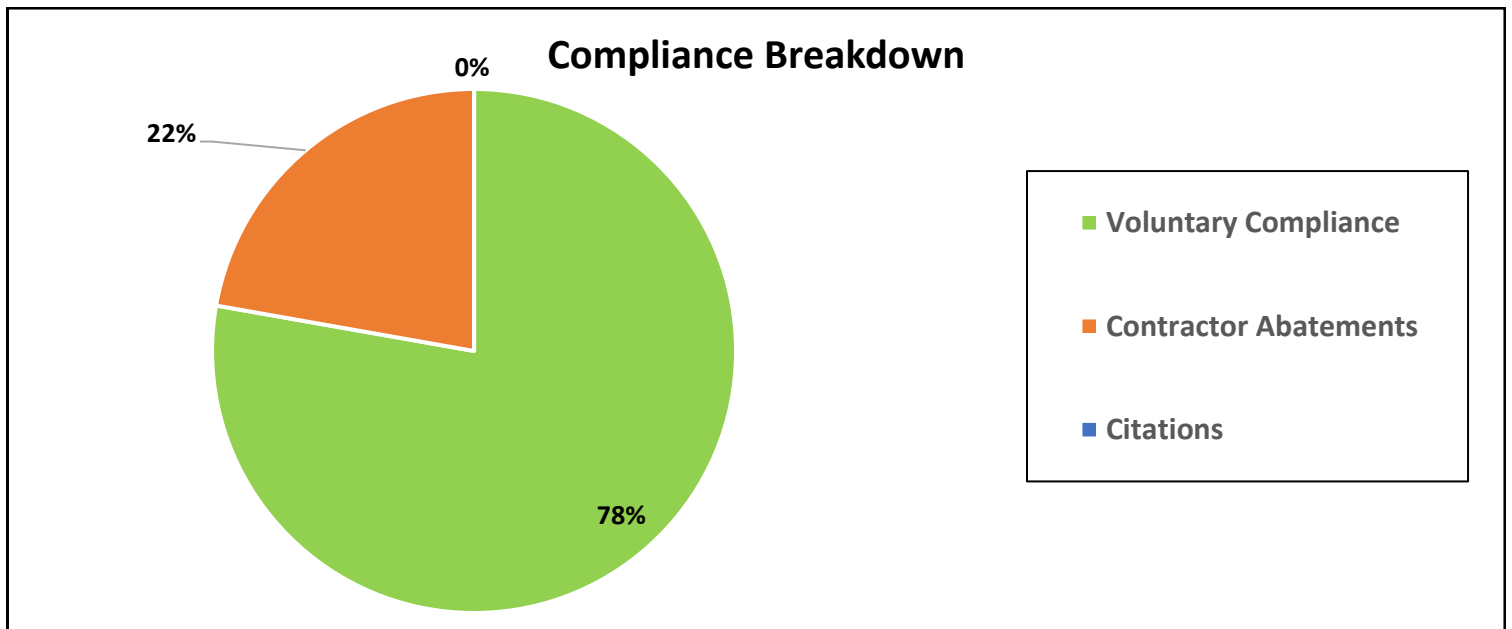
Mesquite Environmental Code Division  
 Statistics for the Month of May 2022

**Council Place 1**

*Average District Case Management*  
 Code Cases Days from Open to Close **15**

Top 5 Code Violations		
1	High Grass/Weeds	61
2	Trash, Debris, Junk	42
3	Nuisance Premises	14
4	Pruning to Prevent Obstruction	12
5	Fence Maintenance	12

Activity Summary	Total
Violations Identified Proactively	168
Voluntary Compliance	112
Contractor Abatements	32
Citations	0
Complaints Submitted	76



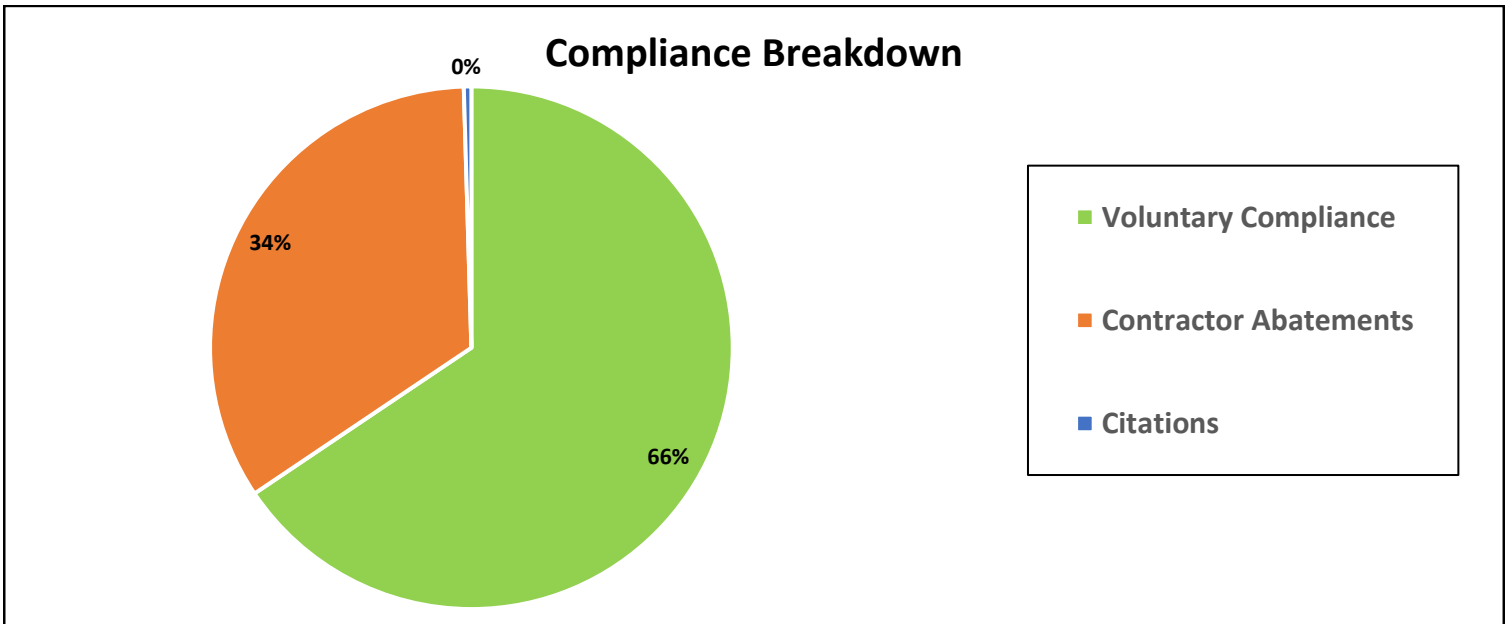
Mesquite Environmental Code Division  
 Statistics for the Month of May 2022

**Council Place 2**

*Average District Case Management*  
 Code Cases Days from Open to Close **11**

Top 5 Code Violations		
1	High Grass/Weeds	127
2	Trash, Debris, Junk	104
3	Nuisance Premises	43
4	Pruning to Prevent Obstruction	31
5	Landscaping & Vegetation Maint.	20

Activity Summary	Total
Violations Identified Proactively	418
Voluntary Compliance	141
Contractor Abatements	73
Citations	1
Complaints Submitted	99



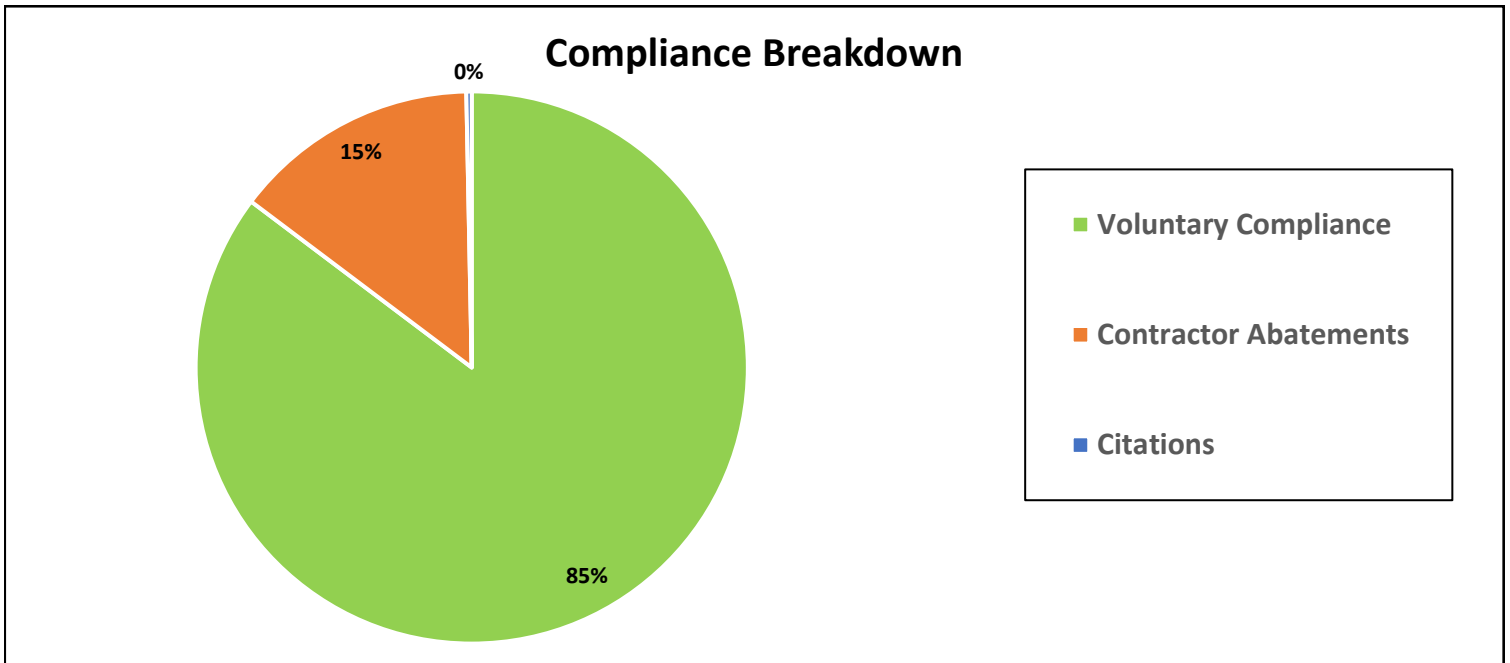
Mesquite Environmental Code Division  
 Statistics for the Month of May 2022

**Council Place 3**

*Average District Case Management*  
 Code Cases Days from Open to Close **12**

Top 5 Code Violations		
1	High Grass/Weeds	110
2	Trash, Debris, Junk	107
3	Landscaping & Vegetation Maint.	35
4	Nuisance Premises	27
5	Pruning to Prevent Obstruction	19

Activity Summary	Total
Violations Identified Proactively	363
Voluntary Compliance	272
Contractor Abatements	46
Citations	1
Complaints Submitted	68



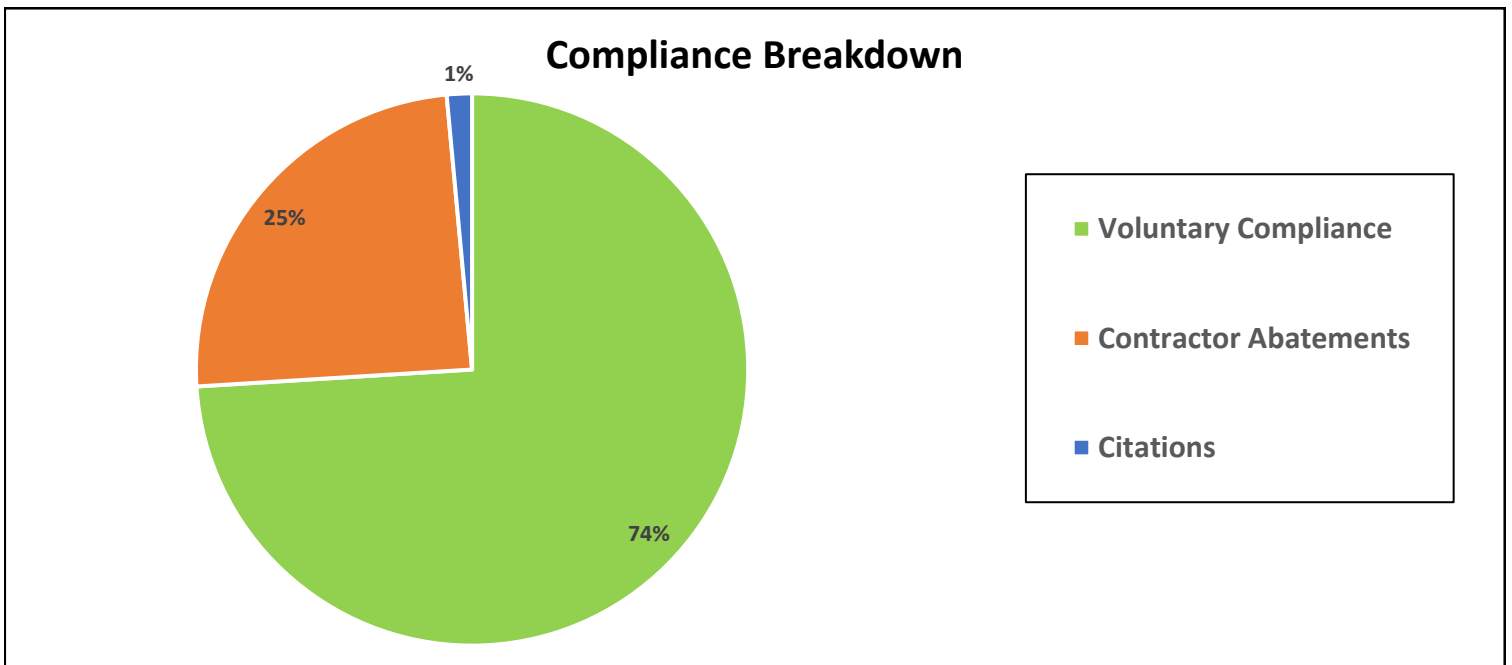
Mesquite Environmental Code Division  
 Statistics for the Month of May 2022

**Council Place 4**

*Average District Case Management*  
 Code Cases Days from Open to Close **12**

Top 5 Code Violations		
1	High Grass/Weeds	199
2	Trash, Debris, Junk	171
3	Landscaping & Vegetation Maint.	97
4	Pruning to Prevent Obstruction	52
5	Nuisance Premises	43

Activity Summary	Total
Violations Identified Proactively	662
Voluntary Compliance	302
Contractor Abatements	100
Citations	6
Complaints Submitted	95



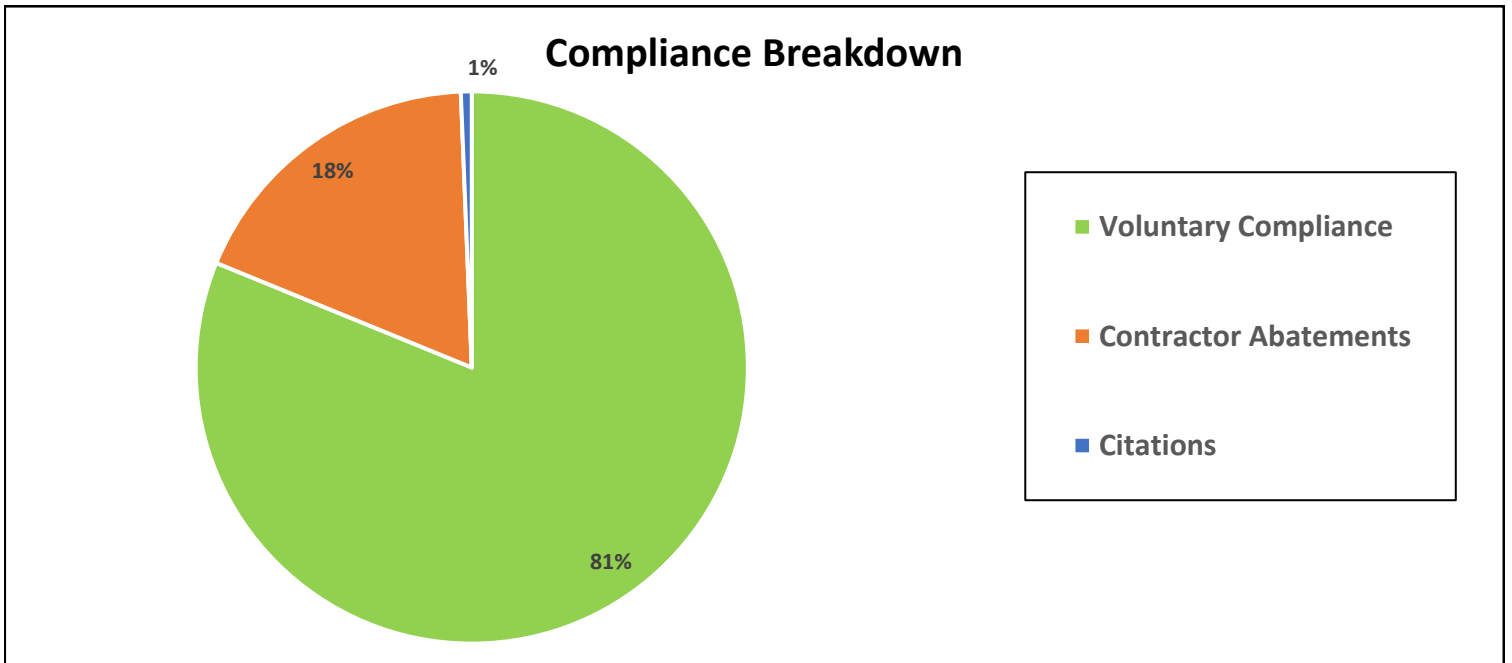
Mesquite Environmental Code Division  
 Statistics for the Month of May 2022

**Council Place 5**

*Average District Case Management*  
 Code Cases Days from Open to Close **11**

Top 5 Code Violations		
1	High Grass/Weeds	222
2	Trash, Debris, Junk	138
3	Pruning to Prevent Obstruction	59
4	Landscaping & Vegetation Maint.	35
5	Nuisance Premises	34

Activity Summary	Total
Violations Identified Proactively	618
Voluntary Compliance	384
Contractor Abatements	86
Citations	3
Complaints Submitted	106



Mesquite Environmental Code Division  
 Statistics for the Month of May 2022

**Council Place 6**

*Average District Case Management*  
 Code Cases Days from Open to Close **8**

Top 5 Code Violations		
1	High Grass/Weeds	108
2	Trash, Junk & Debris	103
3	Nuisance Premises	19
4	Parking Violation	14
5	Yard Waste	13

Activity Summary	Total
Violations Identified Proactively	323
Voluntary Compliance	179
Contractor Abatements	62
Citations	8
Complaints Submitted	112

