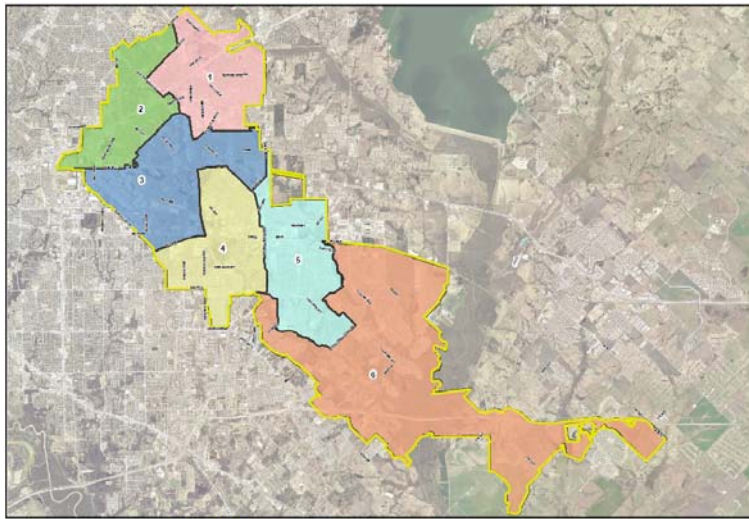




Mesquite Fire Department Calls for Service

Calendar Year 2019	<i>Average Priority Response Times - Citywide</i>	
	FIRE	5:34
	EMS	4:59

Council Districts



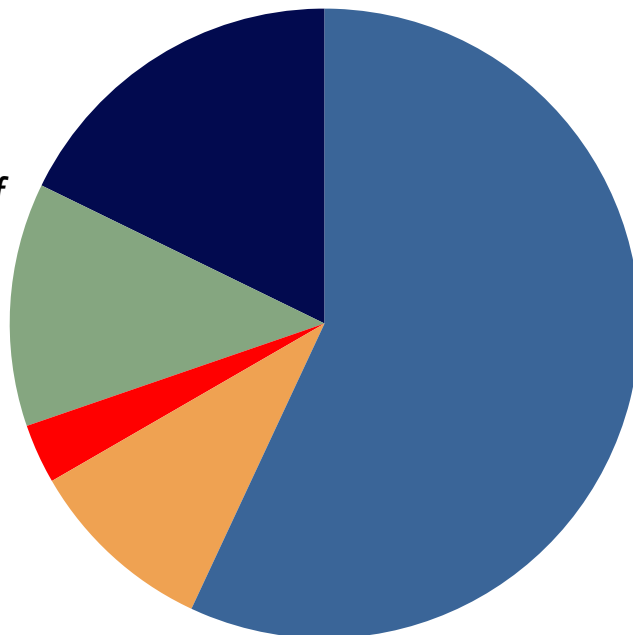
MESQUITE TEXAS
Real. Texas. Service.

Council District
 1 (pink) 2 (green) 3 (blue) 4 (yellow) 5 (light blue) 6 (orange)
 City Limit (yellow outline)

Number of Calls by Type per Calendar Year

	2019	2018
EMS	12,072	11,959
FALSE ALARM	1,458	1,449
FIRE	420	479
MOTOR VEHICLE ACCIDENT	1,849	1,892
OTHER CALLS FOR SERVICE	2,900	2,616
Total	18,699	18,395

2-Year Summary of Calls for Service 2018 & 2019



■ EMS
■ FALSE ALARM
■ FIRE
■ MOTOR VEHICLE ACCIDENT
■ OTHER CALLS FOR SERVICE



Mesquite Fire Department
Calls for Service

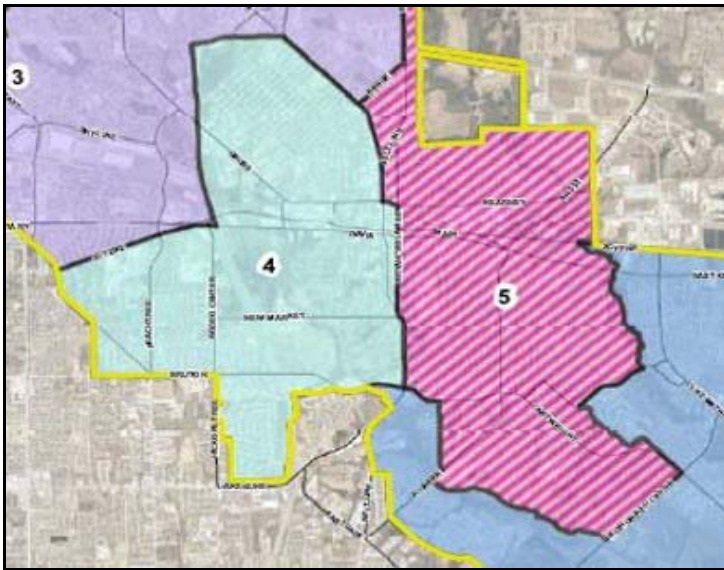
COUNCIL DISTRICT 5

Calendar
Year
2019

Average District 5 Priority Response Times

FIRE	5:41
EMS	5:08

District 5 Area



Number of Calls by Type per Calendar Year

	2019	2018
EMS	1,519	1,497
FALSE ALARM	151	148
FIRE	57	56
MOTOR VEHICLE ACCIDENT	166	164
OTHER CALLS FOR SERVICE	336	348
Total	2,229	2,213

*2-Year Summary of
Calls for Service
2018 & 2019*

